

Date:	Project Name:
Type:	Part Number:



PRISM SERIES

1x4 ARCHITECTURAL TROFFER






DESCRIPTION

RENO Lighting's Prism Series offers an innovation twist for the Architectural Troffer fixture. Angled lens provides depth, and the convenience of Multi CCT and Wattage provides ease of installation, making any application perfectly illuminated.

FEATURES

- DLC Premium
- Multi CCT & Wattage
- Housings fabricated from 22-gauge, cold-rolled steel
- Matte-white powder coat
- Available in 1'x4'
- Rated Lifetime L70(hrs): >50,000
- Damp location
- 0-10V Dimming
- Optional PIR sensor available
- Warranty is 10 years limited

APPLICATIONS

-  Commercial/Office Building
-  Hospitals
-  Office



Date:	Project Name:
Type:	Part Number:

SPECIFICATION

ORDER#	MODEL#	WATTS	SIZE	VOLTAGE (V)	LUMENS	BEAM ANGLE	CCT (K)
R37001	RENO-14PTF-UNV/347-MWMCCT	15/19/24/29W	1'X4'	120-347V	1950/2470/ 3120/3770 lm	110°	35/40/50K

SENSOR OPTIONS

ORDER#	MODEL#	DESCRIPTION
R74001	RENO-SENSOR-PIR-H	PIR Dimming sensor for Troffer



RENO-SENSOR-PIR-H

REMOTE OPTIONS

ORDER#	MODEL#	DESCRIPTION
R73002	RENO-REMOTE-H	Remote Control (With Screen)
R73005	RENO-REMOTE-H-ECO	Remote Control (Without Screen)



RENO-REMOTE-H



RENO-REMOTE-H-ECO

Date:	Project Name:
Type:	Part Number:

DIMENSIONS

