

Date		Project	
Type		Part Number	



ALL-IN-ONE PERFORMANCE LIGHTING

OPS Series

LED Slim Wall Pack

The OPS Series PRIME LED Slim Wall Pack is a versatile architectural wall pack with a slim profile that fits almost any outdoor lighting application. Ideal for building entrances, multi-use facilities, apartment buildings, institutions, schools, and more.



PRODUCT FEATURES

- DLC Premium
- Powder coated black
- Dual Voltage 120-347V
- High and stable lumen output
- 90 Degree Adjustable
- Operating temperature: -40°F to +122°F (-40°C to +50°C)
- Rated Lifespan: L70 ~70,000 hrs
- Custom colours available
- Multi CCT & Wattage
- IP65 Rated
- 10 year limited warranty

KEY SPECIFICATIONS

Voltage	120-347V
Wattage	Selectable - R1 - 21W / 28W / 35W R2 - 45W / 60W / 75W
Power Factor	>0.9
CCT	3500K, 4000K, 5000K
CRI	>70
Lumens	2730 – 9750 lm
Beam Angle	40°
Dimming	0-10V
Mounting	Wall
Applications	Commercial, Hospital, Outdoor Parking, School



SPECIFICATIONS – R1 MULTI POWER (21/28/35W)

Order#	Model	Wattage	Voltage	Lumens	Efficacy	CCT
R51113	RENO-SWP-DV-MCCT-R1	21/28/35W	120-347V	2730/3640/ 4550 lm	130 lm/W	3000/4000/5000K

SPECIFICATIONS – R2 MULTI POWER (45/60/75W)

Order#	Model	Wattage	Voltage	Lumens	Efficacy	CCT
R51114	RENO-SWP-DV-MCCT-R2	45/60/75W	120-347V	5850/7800/ 9750 lm	130 lm/W	3000/4000/5000K

DLC CERTIFICATION

Order#	Model	Application	DLC Standard	DLC Premium
R51113	RENO-SWP-DV-MCCT-R1	Full-Cutoff Wall-Mounted Area Luminaires	–	S-0EIJPH
R51114	RENO-SWP-DV-MCCT-R2	Full-Cutoff Wall-Mounted Area Luminaires	–	S-LWEC1Z

ACCESSORIES – EMERGENCY LED DRIVERS



R83010
 RENO-EM-EX15
 All Weather Emergency LED
 Driver (100-347V AC, 50-60Hz,
 15W)

Order#	Model	Description
R83010	RENO-EM-EX15	All Weather Emergency LED Driver (100-347V AC, 50-60Hz, 15W)

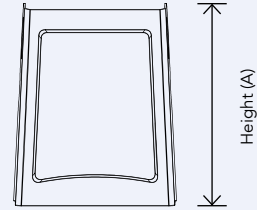
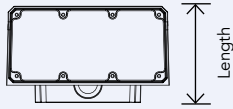
ACCESSORIES – STANDALONE SENSOR & REMOTES



R71002
 RENO-WP-PS
 DC Photocell for Wall Packs

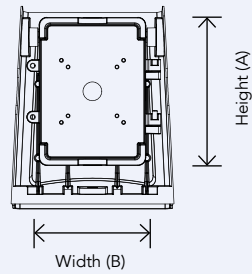
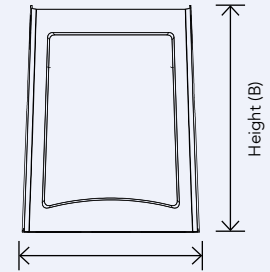
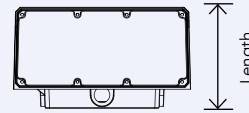
Order#	Model	Description
R59101	RENO-WP-PS	DC Button Photocell

DIMENSIONS

R1


Width: A: 6.5" (101.6 mm)
 Height: 8.0" (203.2 mm)
 Length: 3.8" (96.5 mm)

Weight: 3.7 lbs (1.7 kg)
 Width: B: 4" (101.6 mm)
 Height: B: 5.3" (134.6 mm)


R2


Width: 8.5" (215.9 mm)
 Height: 11" (279.4 mm)
 Length: 4.8" (121.9 mm)

Weight: 5.2 lbs (2.4 kg)
 Width: B: 5.5" (139.7 mm)
 Height: B: 7.5" (190.5 mm)

