



NETWORKED LIGHTING CONTROLS SYSTEM



NETWORKED LIGHTING CONTROLS SYSTEM




The **RENO Smart** Networked Lighting Controls System (NLC) is a Bluetooth Low Energy (BLE) MESH solution that enables remote control and addressability of individual luminaires and control devices via the RENO Smart app, while grouping them into zones and enabling the programming of multiple control strategies throughout various areas of a location.



RENO SMART PROVIDES WIRELESS NETWORKED LIGHTING CONTROL WITHOUT THE PAIN AND ADDITIONAL EXPENSES OR WIRING AND COMPLICATED GATEWAYS.

ONE APP, FULL CONTROL

With RENO Smart, the user controls the entire lighting system from any point in the network.



LUMINAIRES



ROOMS



FLOORS / ZONES



BUILDINGS

HOW IT WORKS

RENO Smart enables all devices to be networked via a BLE mesh, allowing each to send and relay messages to its neighbours, becoming a “mesh” of communication.

A smarter way to control lighting is achieved in three easy steps:

STEP 1

Plug in **RENO Smart Sensors** into every luminaire you need to control.

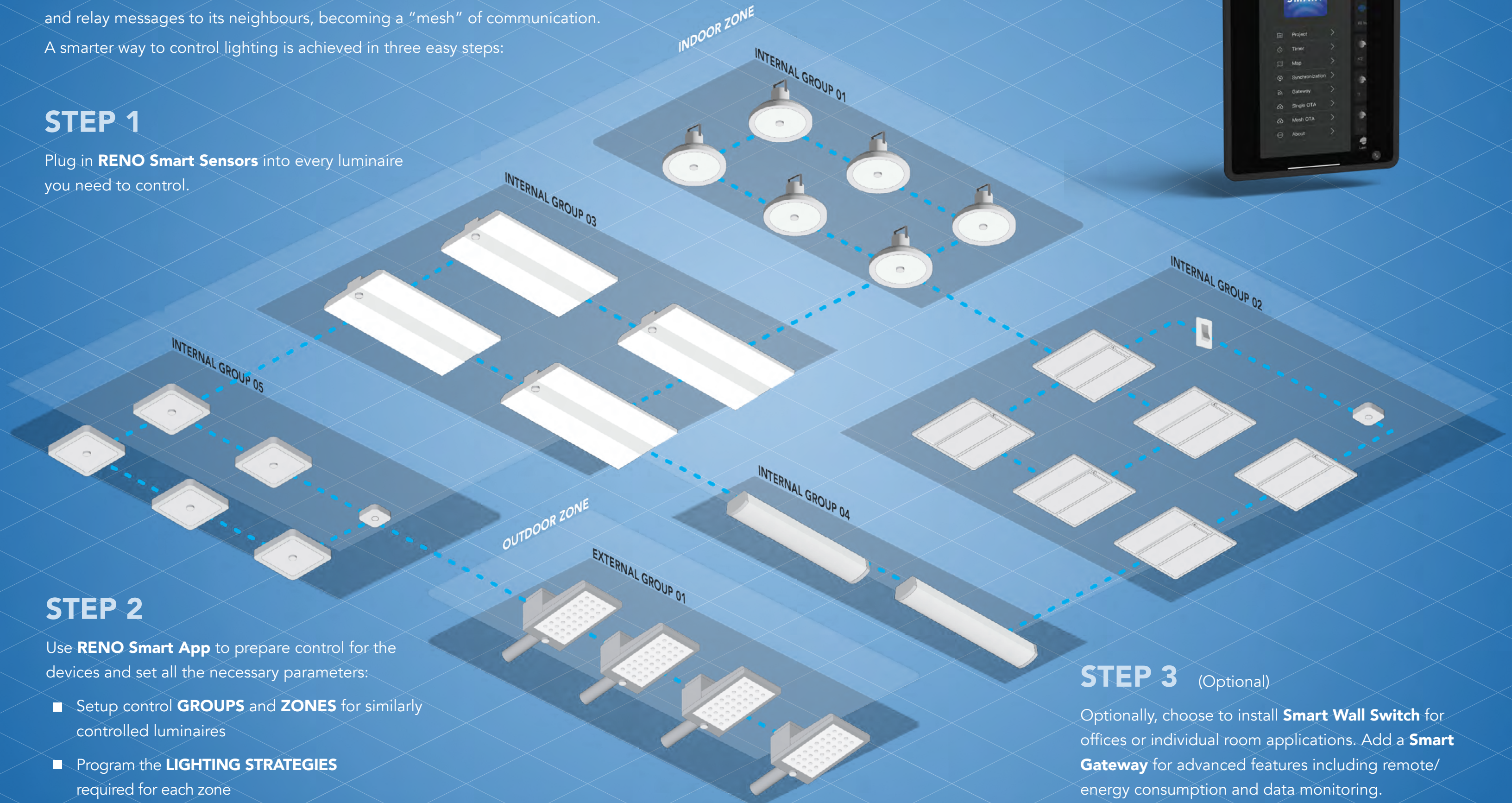
STEP 2

Use **RENO Smart App** to prepare control for the devices and set all the necessary parameters:

- Setup control **GROUPS** and **ZONES** for similarly controlled luminaires
- Program the **LIGHTING STRATEGIES** required for each zone

STEP 3 (Optional)

Optionally, choose to install **Smart Wall Switch** for offices or individual room applications. Add a **Smart Gateway** for advanced features including remote/energy consumption and data monitoring.



THE LIGHTING STRATEGY IS IN YOUR HANDS



ZONES

Create Floors and then Zones to control multiple luminaires defined in each Zone.



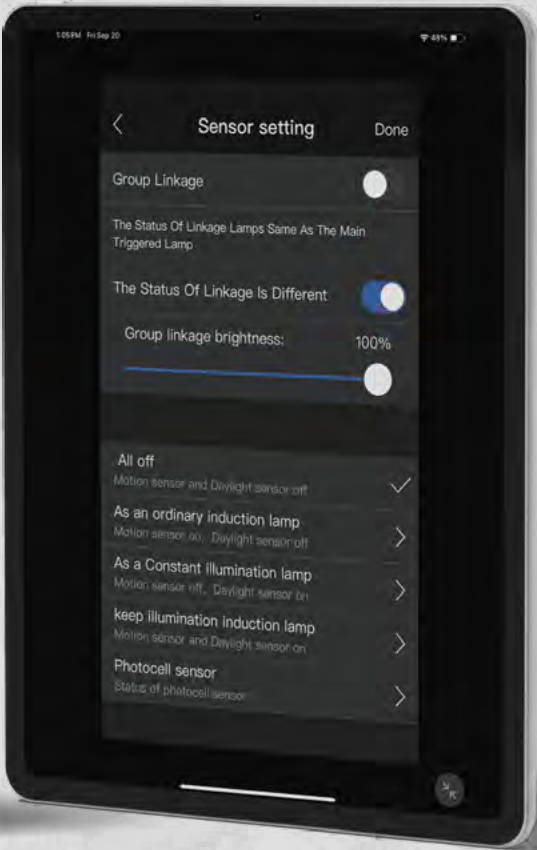
GROUPS

Group up devices that share the same settings to quickly configure similar spaces.



SCENES

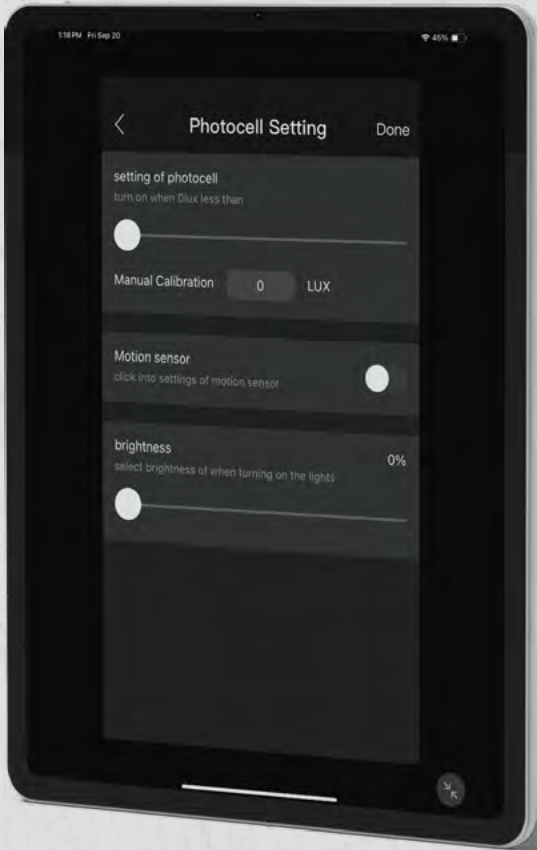
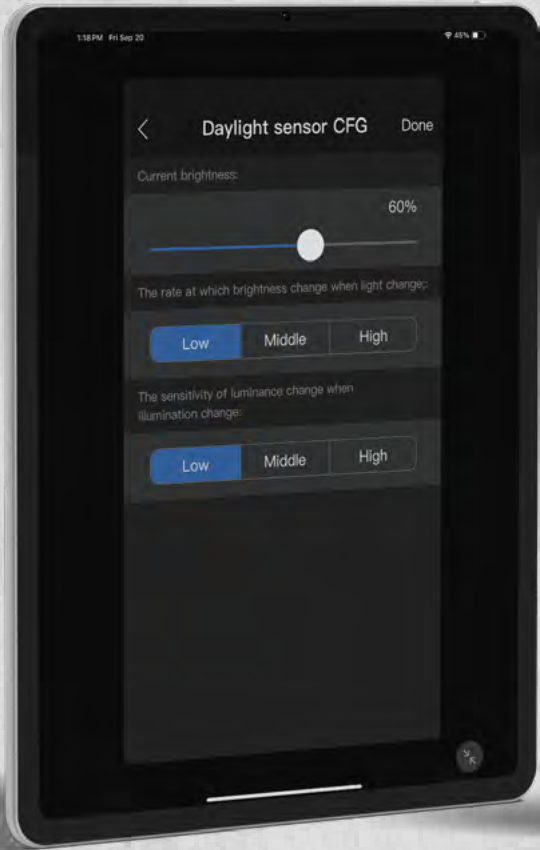
Preset light levels to make each space better suited for different activities.



OCCUPANCY / VACANCY

Senses occupancy to adjust light up and adjusts light down when vacant.

The **RENO Smart** app gives Building Operators a wide range of Lighting Strategies to optimize energy usage, including Scenes, Occupancy/Vacancy, Daylight Harvesting, High/Low-End Trim, Photocell Controls, and Schedules.



DAYLIGHT HARVESTING

HIGH / LOW END TRIMS

PHOTOCELL

SCHEDULES

Adjust lights up or down depending on the available natural light of the area.

Define the maximum or lowest light output of each luminaire.

Control lights based on outdoor lux levels and set the brightness when turned on.

Set luminaires to adjust based on the specific time of day.



SMART READY

RENO luminaires are engineered with a built-in 3.5 mm jack interface or quick connector (Troffers), making them a simple plug-and-play solution that instantly works with the RENO Smart NLC System.

RENO SMART SENSORS



R75001

Bluetooth PIR Sensor
3.5 mm Jack Connector
12V-24V Input, 0-10V Dimming,
IP65 Rated
39ft/12m Detection Max Height



R75002

Bluetooth Microwave Sensor
(5.8GHz)
3.5 mm Jack Connector
12V Input, 0-10V Dimming, IP65
49ft/15m Detection Max Height



R75003


Bluetooth PIR Sensor
Quick Connector for Troffers
& Flat Panels
12V Input, 0-10V Dimming, IP65
39ft/12m Detection Max Height

WHY BLUETOOTH?

- ZigBee requires additional dongle or gateway
- Wi-Fi by itself cannot communicate with luminaires
- Bluetooth doesn't have a single point of failure
- Bluetooth is less susceptible to interference because it uses Frequency Hopping Spread Spectrum (FHSS) modulation



RENO SMART SENSOR ADAPTORS



R75101

3.5 mm Jack to Hardwire Adaptor
100-347V input / 12V output, IP65
Hardwire from fixture to connect a
3.5 mm PIR or MW sensor



R75102

Adjustable 3.5 mm Jack to Jack "L" Angle Adaptor
12V Input, 0-10V Dimming, IP65
Utilizes 3.5 mm Jack Input on
fixture to extend and angle a
compatible PIR or MW sensor



R75103

Adjustable 3.5 mm Jack to Hardwire "L" Angle Adaptor
12V Input, 0-10V Dimming, IP65
Hardwire from fixture to extend
and angle a compatible 3.5 mm
PIR or MW sensor

RENO SMART WALL SWITCH & REMOTES



R75302

Bluetooth Smart Wall Switch
7-Key Design, controlling ON/OFF,
Dimming, and Scenes
Suitable for office or individual
room applications



R75301

Bluetooth Reset Remote
One-click reset function to unpair
luminaires. Quickly disable or
activate Bluetooth signal or Smart
Sensor when troubleshooting NLC
System 39-45ft (12-14m) Detection
Distance

RENO GATEWAY



R75102

2.4 GHz Network, WiFi Connector
12V or 120V
For remote monitoring of energy
consumption data. One Gateway
per every 58 luminaires in a 100ft
radius (recommended)



FIXTURE COMPATIBILITY

SERIES / FIXTURE	SMART 3.5 mm JACK PIR SENSOR	SMART 3.5 mm JACK MW SENSOR	SMART FIXTURE MOUNTED PIR SENSOR	JACK TO WIRE ADAPTOR	"L" JACK TO WIRE EXTENDER	"L" JACK TO JACK EXTENDER
INDOOR FIXTURES	R75001	R75002	R75003	R75101	R75102	R75103
PRISM / Architectural Troffers	×	×	✓	×	×	×
PRISM / Center Basket Troffers	×	×	✓	×	×	×
ZENITH / PRIME Linear Highbay	✓	✓	×	×	×	×
ZENITH / ECO Linear Highbay	✓	✓	×	×	×	×
ORION / PRIME UFO	✓	✓	×	×	×	×
ORION / ECO UFO	✓	✓	×	×	×	×
SABRE / PRIME Linear Strips (non MS)	✓ *	✓ *	×	×	×	✓
SABRE / ECO Linear Strips (non MS)	✓ *	✓ *	×	✓	✓	×
HELIOS / Traditional Wrap	✓ *	✓ *	×	✓	✓	×
HELIOS / Widebody Wrap	✓ *	✓ *	×	×	×	✓
HELIOS / ECO Wrap	✓ *	✓ *	×	×	×	✓
MAKO / PRIME Vapor Tight	✓ *	✓ *	×	×	×	✓
MAKO / ECO Vapor Tight	✓ *	✓ *	×	×	✓	×
MAKO / Vapor Tight Highbay	✓ *	✓ *	×	×	✓	×
* Requires a sensor adaptor/extender						
OUTDOOR FIXTURES						
ARIES / Shoebox	✓	✓	×	×	×	×
HALO / Architectural Post Tops	✓	✓	×	×	×	×
FLARE / Round Canopy	✓	✓	×	×	×	×
FLARE / Square Canopy	✓	✓	×	×	×	×

SMARTER WAY TO CONTROL LIGHT

SMARTER ENERGY SAVINGS

Replacing traditional lighting technology with LED already provides a 50% energy savings. Adding RENO Smart provides an additional 30% in consumption savings, helping buildings to further optimize lighting to match the task at hand in every zone.



NO WIRES REQUIRED

As a wireless lighting controls system, it is easy to setup and deploy, ensuring minimal disruption to the building's operations.



EASY TO COMMISSION & CONTROL

Plug-and-play sensors controlled by any iOS or Android device makes it the simplest way to control lighting.



READY TO SCALE

Start with a room and grow to control a complete building! Add more devices as the building's needs, and easily re-program zones if a space or layout changes.

RELIABLE TECHNOLOGY

Operating using Bluetooth, RENO Smart does not experience the limitations of communication protocols such as Zigbee or Wi-Fi, and is not at risk of one single point of failure.





COMMISSIONING OPTIONS

Commissioning is simple with our three flexible options to meet any project size.



BASIC	INTERMEDIATE	ADVANCED
Self-commissioning	Assisted-commissioning (virtual/phone)	On-Site Professional commissioning
Easy step-by-step instructions following our Commissioning Guide	Live Expert guides you through the process via our Commissioning Guide	A RENO Smart Certified Expert commissions your site for you
Suitable for single zones with multiple groups	Suitable for multiple zones and groups	Suitable for multiple zones and groups
		Designed for environments that require Gateways and advanced data collection
\$	\$ \$	\$ \$ \$
Self-commissioned	Virtual / Phone Expert	On-Site Expert



905-604-4666
info@renolighting.com
www.renolighting.com



9133 Leslie St. #120
Richmond Hill, ON
L4B 4N1 Canada